



District Report Card: 2017


State: Chhattisgarh	District: Bijapur
Class: 8	Subject: Mathematics
Schools: 44	Students: 930


Participation/Coverage


Students

<div>GENDER</div> <div></div>	Boys				Girls			
	Number		%		Number		%	
	526		56.56		404		43.44	

<div>AREA</div> <div></div>	Rural				Urban			
	Number		%		Number		%	
	785		84.41		145		15.59	

<div>CATEGORY</div> <div></div>	SC		ST		OBC		GEN	
	Number	%	Number	%	Number	%	Number	%
	29	3.12	757	81.40	143	15.38	1	0.11

<div>CWSN</div> <div></div>	LD	VI	HI	S&LD	ID	Oth
	0	2	2	0	0	0

<div>Management</div> <div></div>	Government			Government-aided		
	Number		%	Number		%
	930		100.00	0		0.00

Average Performance of Students in Mathematics (%)

Overall	Gender		Area		Management		Social Group			
	Male	Female	Rural	Urban	Govt.	Aided	SC	ST	OBC	GEN
31.84	33.08	30.21	32.69	27.22	31.84	0.00	31.26	31.79	32.17	33.33

Performance on Learning Outcomes (LOs)

Learning Outcomes	Description	Average Performance(%)
M601	Solves problems involving large numbers by applying appropriate operations	37.42
M606	Solves problems on daily life situations involving addition and subtraction of fractions / decimals	26.91
M620	Finds out the perimeter and area of rectangular objects in the surroundings like floor of the class room, surfaces of a chalk box etc.	27.04
M621	Arranges given/collected information in the form of table, pictograph and bar graph and interprets them	32.17
M702	Interprets the division and multiplication of fractions	36.88
M705	Solves problems related to daily life situations involving rational numbers	24.95
M706	Uses exponential form of numbers to simplify problems involving multiplication and division of large numbers	29.60
M707	Adds/subtracts algebraic expressions	34.62
M710	Solves problems related to conversion of percentage to fraction and decimal and vice versa	20.72
M717	Finds out approximate area of closed shapes by using unit square grid/graph sheet	28.45
M719	Finds various representative values for simple data from her/his daily life contexts like mean, median and mode	46.50
M721	Interprets data using bar graph	38.05
M801	Generalizes properties of addition, subtraction, multiplication and division of rational numbers through patterns	29.81
M802	Finds rational numbers between two given rational numbers	25.37
M803	Proves divisibility rules of 2, 3, 4, 5, 6, 9 and 11	48.36
M804	Finds squares, cubes, square roots and cube roots of numbers using different methods	29.60
M808	Uses various algebraic identities in solving problems of daily life	32.56
M812	Verifies properties of parallelogram and establishes the relationship between them through reasoning	23.50
M818	Finds surface area and volume of cuboidal and cylindrical object	18.39
M819	Draws and interprets bar charts and pie charts	37.20

Range of Performance of Students who Answered Correctly							
Below 30%		30% - 50%		50% - 75%		Above 75%	
Number	%	Number	%	Number	%	Number	%
485	52.15	317	34.09	109	11.72	19	2.04

Lowest Performing Learning Outcomes (LOs)

- 1 - Finds surface area and volume of cuboidal and cylindrical object (18.39)
- 2 - Solves problems related to conversion of percentage to fraction and decimal and vice versa (20.72)
- 3 - Verifies properties of parallelogram and establishes the relationship between them through reasoning (23.50)

4 - Solves problems related to daily life situations involving rational numbers (24.95)

5 - Finds rational numbers between two given rational numbers (25.37)